

# Educational Websites for Kids

Keep your kids engaged - even at home!

- Starfall
- ABCya
- Unite for Literacy
- Ten Frame Game
- Literactive (join for free)
- Fun Brain
- Splash Math
- Storyline Online
- Cool Math for Kids
- Math Game Time
- PBS Kids
- Highlights Kids
- Arcademics (join for free)
- Into the Book
- National Geographic Kids
- Fun for the Brain
- Science Kids
- Zwitch Zoo
- Seussville
- Turtle Diary
- E Learning for Kids

Looks like you are going to be learning at home! Exciting!

Here are a few tips:

- Do your best to follow the plans but adjust as needed.
- Revisit some activities like decoding passages.
- You may have received recording pages. If not, just use blank paper and number it for your student.

#### HOW TO WORK WITH YOUR STUDENT:

**READ TO:** This is a time to read to your child. Most likely you won't have the books suggested for your child. If not, check YouTube for someone reading it OR pick a different story to read to them. To search for these books online type the title and the words "book" or "read aloud." The goal here is for them to actively listen to a story.

**SIGHT WORDS:** We gave you a set of flashcards. These are the words to practice with your child. Each day is a different activity. Do your best to do those activities or switch them to something different.

Review (just flash the cards).

Rainbow write (write the word one time in one color and another time on top with color two, etc.)

Write sentences (write a sentence using the word).

Sensory play (write the word in a tray of rice or in the sand).

**WATCH:** Find the video on YouTube and watch it together. Search the title of the video and you should find it.

**JOURNALING:** Take a blank or lines piece of paper and have your student write a story. Draw a line in the middle. The picture goes on top and the story goes on bottom. Do the picture first to plan. Add labels. Now the story. Think of a sentence for the picture. Keep it simple. Count how many words are in that sentence. Take the first word and sound it out. Your students should spell the sounds they hear, not the letters we know, unless it's a sight word. After you are done writing, reread the sentence.

**WORD CARDS:** For fun, place them (or hide them) and have your child find them.

**SEND HOME CENTERS:** Color, cut, and glue these games together. Play them throughout the week.

**COUNT ALOUD & WRITE NUMBERS:** Count to 120. On a blank paper, write your numbers as high as you can. The next day, try to write them a little bit higher.

Thank you,  
The Kindergarten Team

# Week 1



name: \_\_\_\_\_

week of: 3/16 to 3/20

## AT HOME PRACTICE


Please follow these plans to work with your child.

INITIAL	LITERACY	MATH
DAY 1	<ul style="list-style-type: none"> <li><input type="checkbox"/> Read To: Splish Splash Spring</li> <li><input type="checkbox"/> Sight Words: flash card review</li> <li><input type="checkbox"/> Watch: Learn to Read   One Syllable Words</li> <li><input type="checkbox"/> Practice: Write the words for the picture cards</li> <li><input type="checkbox"/> Journal: write about playing in the rain</li> </ul> <p>* Play all week: Rainbow CVC</p>	<ul style="list-style-type: none"> <li><input type="checkbox"/> Watch: Let's Get Fit Counting</li> <li><input type="checkbox"/> Count aloud to 100 and write numbers as high as you can</li> <li><input type="checkbox"/> Activity: roll 2 dice and add the numbers</li> <li><input type="checkbox"/> Printable: Flower Addition</li> </ul> <p>* Play all week: Ladybug Addition</p>
DAY 2	<ul style="list-style-type: none"> <li><input type="checkbox"/> Read To: Peep and the Big Wide World: Spring Thing</li> <li><input type="checkbox"/> Sight Words: rainbow write the words</li> <li><input type="checkbox"/> Watch: Stretchy the Word Snake</li> <li><input type="checkbox"/> Practice: Build a Word printable</li> <li><input type="checkbox"/> Journal: write about a spring</li> </ul>	<ul style="list-style-type: none"> <li><input type="checkbox"/> Watch: Add Like A Pirate</li> <li><input type="checkbox"/> Count aloud to 100 and write numbers as high as you can</li> <li><input type="checkbox"/> Activity: measure 10 items around your house and record it</li> <li><input type="checkbox"/> Printable: Spring Color By Code</li> </ul>
DAY 3	<ul style="list-style-type: none"> <li><input type="checkbox"/> Read To: The Thing About Spring</li> <li><input type="checkbox"/> Sight Words: write the room (see directions)</li> <li><input type="checkbox"/> Watch: Phonics Part 1 (short vowels, consonants, CVC, more)</li> <li><input type="checkbox"/> Practice: write a sentence for the picture cards (1-6)</li> <li><input type="checkbox"/> Journal: write about a tree</li> </ul>	<ul style="list-style-type: none"> <li><input type="checkbox"/> Watch: The Big Numbers Song</li> <li><input type="checkbox"/> Count aloud to 100 and write numbers as high as you can</li> <li><input type="checkbox"/> Activity: roll and subtract</li> <li><input type="checkbox"/> Printable: Take Away Quick</li> </ul>
DAY 4	<ul style="list-style-type: none"> <li><input type="checkbox"/> Read To: When Spring Comes</li> <li><input type="checkbox"/> Sight Words: sensory play</li> <li><input type="checkbox"/> Watch: The CVC Word Song</li> <li><input type="checkbox"/> Practice: write a sentence for the word cards (7-12)</li> <li><input type="checkbox"/> Journal: write about a spring flower</li> </ul>	<ul style="list-style-type: none"> <li><input type="checkbox"/> Watch: I Can Count Numbers in Many Ways</li> <li><input type="checkbox"/> Count aloud to 100 and write numbers as high as you can</li> <li><input type="checkbox"/> Activity: play greater than / less than (war) with a deck of card</li> <li><input type="checkbox"/> Printable: Base 10 Flowers</li> </ul>
DAY 5	<ul style="list-style-type: none"> <li><input type="checkbox"/> Read To: And Then It's Spring</li> <li><input type="checkbox"/> Sight Words: write the words in sentences</li> <li><input type="checkbox"/> Watch: Everybody's Reading Now</li> <li><input type="checkbox"/> Practice: The Pet's Leg Printable</li> <li><input type="checkbox"/> Journal: write about a duck</li> </ul>	<ul style="list-style-type: none"> <li><input type="checkbox"/> Watch: Let's Learn Our Addition Facts</li> <li><input type="checkbox"/> Count: aloud to 100 and write numbers as high as you can</li> <li><input type="checkbox"/> Activity: play number memory.</li> <li><input type="checkbox"/> Printable: Buggy Addition</li> </ul>

# SEND HOME CENTERS

Create this game to play with your student at home.  
Store in a baggie and save to play throughout the year.

## RAINBOW CVC


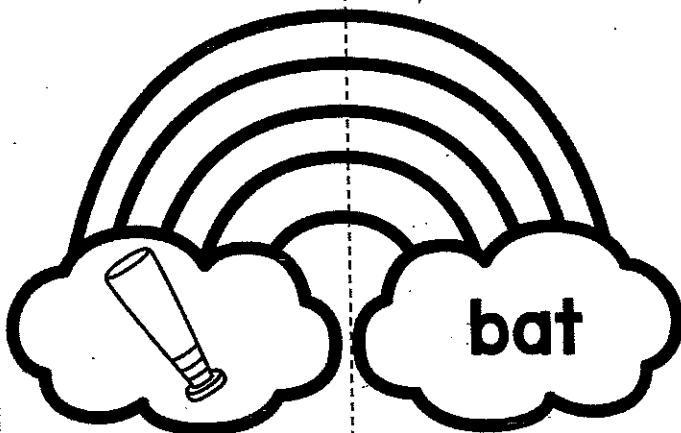
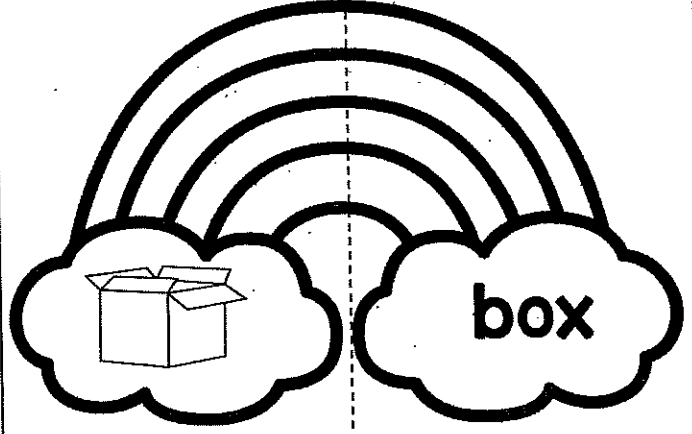







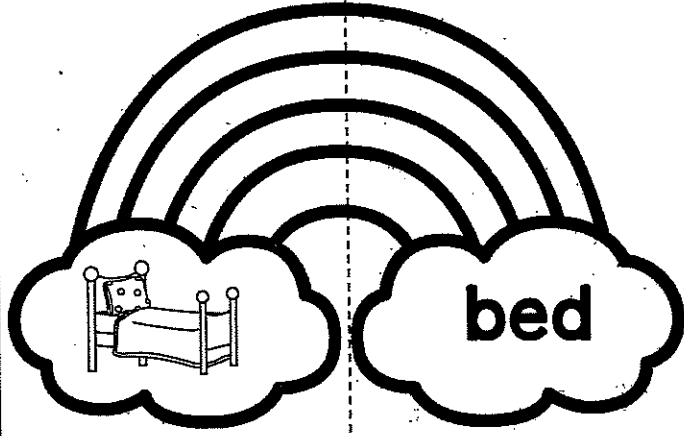
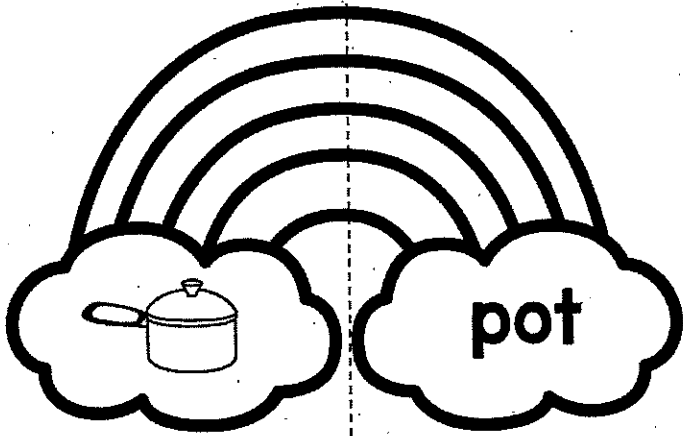
Match the  
rainbow halves so  
the picture and  
word are the same.

©SIMPLYkinder

To prep this game:

Cut and color the center.  
Store in a plastic bag and  
play all week.






# SEND HOME CENTERS

Create this game to play with your student at home.  
Store in a baggie and save to play throughout the year.

## LADYBUG ADDITION









Choose an addition problem. Find the sum and put the puzzle together.

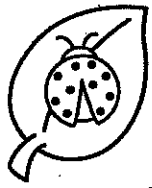


©SIMPLY kinder

To prep this game:

Cut and color the center. Store in a plastic bag and play all week.

 $5+1$   
 $6$   $4+3$   
 $7$   $3+0$   
 $3$   $6+2$   
 $8$  



$3+1$

4



$7+0$

7



$2+3$

5



$5+5$

10



$9+1$

10



$3+6$

9



$8+2$

10



$3+3$

6



**the**

**me**

**my**

**look**

**here**

**for**








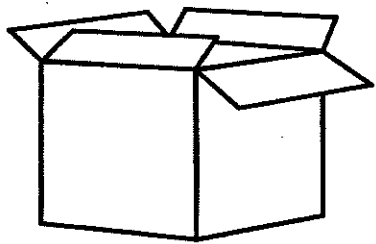




**can**

**see**



PICTURE CARDS

dog, sun, fox, bus, bug, net, bat, box, bed, leg, cat, pig

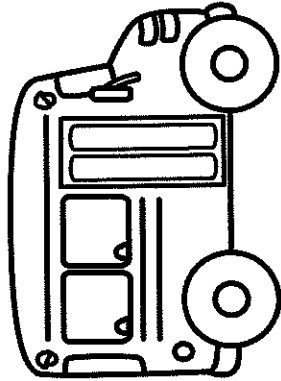
<p><b>1</b></p> 	<p><b>2</b></p> 	<p><b>3</b></p> 
<p><b>4</b></p> 	<p><b>5</b></p> 	<p><b>6</b></p> 
<p><b>7</b></p> 	<p><b>8</b></p> 	<p><b>9</b></p> 
<p><b>10</b></p> 	<p><b>11</b></p> 	<p><b>12</b></p> 

name \_\_\_\_\_


©SIMPLYKINDER

# WRITE THE WORD


Write the words for the cards.




1



2



3



4

5

6

7

8

9

10

11

12

name \_\_\_\_\_

©SIMPLYkinder

# WRITE THE SENTENCE

Write a sentence for the word cards and draw a small picture.

**7**

---

---

**8**

---

---

**9**

---

---

**10**

---

---

**11**

---

---


**12**

---


---

name

SIMPLYkinder Build-A-Word



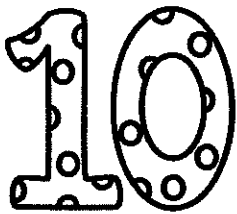
--	--	--


--	--	--




--	--	--

--	--	--

--	--	--


p	a	u	h	c	e	i	o
e	g	d	t	g	p	t	n

## My Pet's Leg

This is my pet. She is in her nest. Her leg is not the best. She has to rest her leg in her nest. It is her bed. She likes her nest.



Answer the questions in complete sentences.

1. Why is the pet in the nest?

---

---

---

---

---

---

---

---

2. What does the pet do in the nest?

---

---

---

---

---

---

---

---

name \_\_\_\_\_

Addition to 10

# BUGGY ADDITION

Use the cutouts to help solve the problems.

$3 + 3 = \underline{\quad}$

$4 + 2 = \underline{\quad}$

$4 + 1 = \underline{\quad}$

$5 + 3 = \underline{\quad}$

$3 + 4 = \underline{\quad}$

$4 + 4 = \underline{\quad}$

$5 + 2 = \underline{\quad}$

$5 + 5 = \underline{\quad}$

$6 + 3 = \underline{\quad}$

$2 + 6 = \underline{\quad}$



$2 + 4 = \underline{\quad}$

$1 + 4 = \underline{\quad}$

$4 + 1 = \underline{\quad}$

$2 + 5 = \underline{\quad}$

©SIMPLY Kinder



name \_\_\_\_\_

Addition to 10

# FLOWER ADDITION

Write the number on the picture and then color them.

2

4

5





7

+3

+4

+3

+1



5

6

4





6

+4

+2

+3

+3



3

4

9





7

+3

+2

+1

+2



name \_\_\_\_\_

©SIMPLY Kinder

# Take Away Quick

Solve the math problems as fast as you can.

5	6	4	2	7	6
<u>-2</u>	<u>-2</u>	<u>-3</u>	<u>-0</u>	<u>-2</u>	<u>-2</u>

5	7	9	10	7	5
<u>-1</u>	<u>-5</u>	<u>-4</u>	<u>-5</u>	<u>-3</u>	<u>-4</u>

7	8	9	7	6	4
<u>-2</u>	<u>-4</u>	<u>-6</u>	<u>-4</u>	<u>-4</u>	<u>-2</u>

8	6	5	4
<u>-3</u>	<u>-5</u>	<u>-2</u>	<u>-3</u>

10	10	9	8
<u>-7</u>	<u>-6</u>	<u>-5</u>	<u>-3</u>

